

Bad Habits

- | | |
|--|--|
| <ul style="list-style-type: none"> [1] Chewing your nails [2] Spitting [3] Tapping your fingers/feet [4] Forgetting things [5] Chewing with your mouth open [6] Chewing on your pencil [7] Snoring [8] Picking your nose [9] Drooling [10] Hitting someone [11] Sleeping in class [12] Lying | <ul style="list-style-type: none"> [13] Littering [14] Doodling [15] Cracking your knuckles [16] Smoking [17] Being late (tardy) [18] Being a chatterbox [19] Being lazy (procrastinating) [20] Grinding your teeth [21] Swearing [22] Daydreaming [23] Fidgeting |
|--|--|

[1] 	[] 	[] 	[] 	[] 
[] 	[] 	[] 	[] 	[] 
[] 	[] 	[] 	[] 	[] 
[] 	[] 	[] 	[] 	[] 
[] 	[] 	[] 	[] 	[] 

Act out a bad habit and a partner makes an exclamation for you to stop it.

Stop drooling!

Stop lying!

Stop swearing!

Stop snoring!

That Bad Habit Is

Add 2 more bad habits to each list. Talk about what these adjectives mean.

Annoying	Unhealthy	Irresponsible
<i>It bothers people</i>	<i>It is bad for your health</i>	<i>You don't do your job well</i>
- tapping your fingers	- smoking	- forgetting things
-	-	-
-	-	-

Gross	Mean	Rude
<i>It is dirty or smells bad</i>	<i>It is not kind</i>	<i>It is not polite to do it</i>
- spitting	- hitting people	- swearing
-	-	-
-	-	-

MODEL SENTENCE: Below is a good way to tell someone to "Stop it!"

Stop _____ (<i>bad habit</i>) _____, it is <u>gross</u> .	<i>irresponsible</i>	<i>gross</i>
Stop + (<i>gerund form</i>) , S+V+O	<i>annoying</i>	<i>mean</i>
Stop + <i>snoring in class</i> , <i>It is rude!</i>	<i>unhealthy</i>	<i>rude</i>
Stop + <i>chewing your nails, it is gross.</i>		

For each picture of a bad habit make a sentence to tell someone to stop.



Write 6 sentences about bad habits. Use each new adjective one time.

Annoying	Unhealthy	Irresponsible
Gross	Mean	Rude

- [1] _____
- [2] _____
- [3] _____
- [4] _____
- [5] _____
- [6] _____

How Much I Dislike It

Practice these sentences using the present simple verb of a bad habit.


[example] I don't like it when people spit because it is annoying.

I hate it when people swear because it is rude.

I can't stand it when people forget things because it is irresponsible.

(I'm a little angry) I don't like it when people  because it is annoying.

(I'm angry!) I hate it when people  because it is unhealthy.

(I'm **VERY** angry!) I can't stand it when people  because it is rude!

(I'm a little angry) I _____ it when people _____ because it is _____.

(I'm angry!) I _____ it when people _____ because it is _____.

(I'm **VERY** angry!) I _____ it when people _____ because it is _____.

DISCUSSION

- [1] What are some of your bad habits? (usually, sometimes, rarely)
- [2] What bad habits do your friends do?
- [3] Why do you think people keep doing bad habits?
- [4] How do we learn bad habits?
- [5] What is a good way to stop doing bad habits?
- [6] What bad habits get us into trouble with parents, teachers and the police?
- [7] Can you think of any bad habits we didn't learn in this lesson?
- [8] What are the bad habits that only children/adults do?
- [9] Are there any bad habits that many people do in your culture and country?

Group activities

Act it Out

Make a list of 5 bad habits. Act them out and see how long it takes for your group to guess all 5. See who can do it the fastest. See who can guess the most bad habits.

[1] _____	[1] _____	[1] _____
[2] _____	[2] _____	[2] _____
[3] _____	[3] _____	[3] _____
[4] _____	[4] _____	[4] _____
[5] _____	[5] _____	[5] _____

Draw it Out

Make a list of 5 bad habits. Draw them on the board or a piece of paper. See how long it takes for your group to guess all 5. See who can do it the fastest. See who can guess the most bad habits.

[1] _____	[1] _____	[1] _____
[2] _____	[2] _____	[2] _____
[3] _____	[3] _____	[3] _____
[4] _____	[4] _____	[4] _____
[5] _____	[5] _____	[5] _____

Create Some Fiction


Assignment 1: Create a script and a play where you use at least 10 of the Bad habits during the play.


Assignment 2: Write a short story or comic strip with the title;
“Bobby the Bad Habit Brat”.
Include some funny pictures in your story also.

Assignment 3: Create a “Stop ___(bad habit)___” poster for your school.


HOMEWORK


Rewrite these sentences with the correct verb form (present simple or gerund).


[1] I hate it when people  because it is annoying.
I hate it when people snore because it is annoying.

[2] Hey, please stop  because it is _____.
_____.

[3] I don't like it when people  because it is _____.
_____.

[4] Can you please stop  because it is _____.
_____.

[5] I can't stand it when people  because it is _____.
_____.

[6] I should stop  because it is _____.
_____.

[7]  [8] 

[7] _____.

[8] _____.

Use the correct adjective to respond to the situation.

- | | |
|--------------------|--|
| <u>It is rude.</u> | My brother always burps at the diner table. |
| _____ | I saw two boys punching a younger boy at the park. |
| _____ | That man just threw litter out of his car window! |
| _____ | She is always late for class every morning. |
| _____ | My grandfather is snoring every night so loudly and I can't sleep. |
| _____ | My younger brother is always fidgeting in the car. |
| _____ | The man at the store should stop smoking. |
| _____ | I was in the elevator and I could smell a terrible garbage smell. |

Writing Assignment: Write a paragraph describing your 3 worst bad habits. Include details about why you started them and how you have tried or not tried to stop them.

Vocabulary Lesson – Bad Habits

PRESENTATION:

1. Teach the Target Vocabulary "Bad Habits" as a class centered activity

-There is a lot of target vocabulary (bad habits) so a good idea is to let s/s preview the lesson the night before and get a start on matching the numbers with the pictures.

- In class as you match a bad habit with its picture act it out so that s/s understand well. You could also assign a student to act it out to rotating the responsibility.

-Finally when all the bad habit are matched the teacher or one students at the front acts out a bad habit and the rest of the class yells at them "Stop sleeping in class!" "Stop smoking!" make sure you highlight [stop + gerund (ing)] form.

ANSWERS: 1,8,5,23,15 / 24,4,21,16,18 / 9,11,12,3,19 / 10,8,20,13,14 / 17,7,2,22,6

PRACTICE:

1. Have s/s in pairs or small groups using "That Bad Habit Is" and add 2 more to each box.

-First can discuss with each other why they feel a certain habit is rude/gross/mean,. then write.

-Show students the definitions of each adjective on the first line Annoying=bothers people.

ANSWERS:

Annoying-snoring, fidgeting, chatterbox **Unhealthy**-crack knuckles, chew pencil, be lazy, grind teeth

Irresponsible-be late, sleep in class, day dream **Gross**-pick nose, fart/burp, spit, chew mouth open

Mean-lying, swearing, littering **Rude**-fart/burp, chew mouth open, spit, swear, sleep in class

-In the second part make sure s/s understand the model sentence. Point out we are still using the "stop+ gerund" but we are also adding one more clause to the sentence with a "subject+ verb+ object".

-have one s/s say a bad habit and point at the picture and their partner makes the model sentence

about the picture they point at. "Stop being late, it is irresponsible." Then switch and repeat to do all.

-Finally have students write down 6 sentences (one for each adjective) in the spaces provided.

2. Have s/s in pairs or small groups using the "How Much I Dislike It" Activity.

-Teach how we can describe the level of hate in three degrees with (don't like/hate/can't stand).

-Also show how we use the present simple verb with these sentences (not gerund form).

-have s/s discuss with each other what their opinion on certain bad habits are. What level of dislike would they use for different bad habits and why. Everyone should answer according to their personal opinions so the answer can vary.

PRODUCTION:

1. As a class or in groups of 3-5 people use "Discussion" to let students have some free practice with the target language. The teacher should keep the discussions going and either hot correct or collect errors for a error focused feedback session on the white board after the discussion.

-listen for the students to use the correct verb form when referring to bad habits in discussion.

2. Have students in small groups of 3-5 people using "Group Activities" "Act it Out".
 - First students make random lists of bad habits (trying to do each habit at least once).
 - One student stands up (keeping his list a secret) and acts out each bad habit on the list.
 - Time each student and see who can make the group guess their list the fastest. Also keep track of points for who guesses the most bad habits overall.

3. Have students in small groups of 3-5 people using "Group Activities" "Draw it Out".
 - This is the same as "Act it out" except students draw on the board or paper rather than acting.

4. Have students in small groups of 3-5 people using "Group Activities" "Create Some Fiction".
 - These 3 assignments can be done as group projects. They can be assigned as homework or group study time in class. Each assignment should be presented to the class when it is finished.

HOMEWORK:


1. students look at the picture to fill in the bad habit then add an adjective of their choosing and rewrite the sentence on the line below.


2. Students read the sentence and describe it with one adjective from the 6 learned in the lesson.
(Rude/Unhealthy/Irresponsible/Mean/Gross/Annoying)

3. Have students write in the paragraph format starting with a good topic sentence something like;
"I will describe my three worst bad habits and what I can do to stop doing them."
Make sure students use linking words between their main points (First/Second/Next/Finally)
And make sure students write at least 2 sentences to describe each main point.


HOMEWORK - ANSWERS


Rewrite these sentences with the correct verb form (present simple or gerund).


[1] I hate it when people  because it is annoying.
I hate it when people snore because it is annoying.



[2] Hey, please stop  because it is irresponsible.
Hey, please stop lying because it is irresponsible.

[3] I don't like it when people  because it is irresponsible.
I don't like it when people litter because it is irresponsible.

[4] Can you please stop  because it is gross.
Can you please stop spitting because it is gross.

[5] I can't stand it when people  because it is annoying.
I can't stand it when people tap their fingers because it is annoying.

[6] I should stop  because it is rude.
I should stop chewing with my mouth open because it is rude.

[7]  [8] 

[7] Please stop cracking your knuckles because it is so annoying.

[8] I can't stand it when people are late, it is rude.

Use the correct adjective to respond to the situation.

It is rude.

My brother always burps at the dinner table.

It is mean

I saw two boys punching a younger boy at the park.

It's irresponsible

That man just threw litter out of his car window!

It's irresponsible

She is always late for class every morning.

It is annoying

My grandfather is snoring every night so loudly and I can't sleep.

It is annoying

My younger brother is always fidgeting in the car.

It is gross

The man at the store should stop smoking.

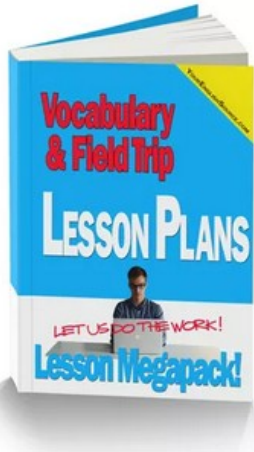
It is gross

I was in the elevator and I could smell a terrible garbage smell.

Writing Assignment: Write a paragraph describing your 3 worst bad habits. Include details about why you started them and how you have tried or not tried to stop them.

This Lesson Was a FREE SAMPLE From...

Save yourself hours of PREP-TIME with **40+ Print & Teach LESSONS** that are guaranteed to get your students talking!



Retail Price: \$15.99 SALE Only: \$5.00

Add To Cart



30 DAY MONEY BACK GUARANTEE
YourEnglishSource.com
Promise!

TAKE A LOOK INSIDE!
First 40 Pages Shown Below.



At the Airport

2) Fill in the missing words in the sentences. Use the words in the box.

Passport: Document for international flights.
Boarding Pass: Ticket for the plane.
Check-in Counter: Where you check in.
Baggage Claim: Where you get your luggage.
Immigration: Where you show your passport.
Customs: Where you show your goods.
Security: Where you go through the scanner.
Gate: Where you wait for the plane to take off.
Airplane: The vehicle that carries you to your destination.

2) Fill in the missing words in the sentences. Use the words in the box.

Passport: Document for international flights.
Boarding Pass: Ticket for the plane.
Check-in Counter: Where you check in.
Baggage Claim: Where you get your luggage.
Immigration: Where you show your passport.
Customs: Where you show your goods.
Security: Where you go through the scanner.
Gate: Where you wait for the plane to take off.
Airplane: The vehicle that carries you to your destination.

2) Fill in the missing words in the sentences. Use the words in the box.

Passport: Document for international flights.
Boarding Pass: Ticket for the plane.
Check-in Counter: Where you check in.
Baggage Claim: Where you get your luggage.
Immigration: Where you show your passport.
Customs: Where you show your goods.
Security: Where you go through the scanner.
Gate: Where you wait for the plane to take off.
Airplane: The vehicle that carries you to your destination.

From the Zoo

2) Fill in the missing words in the sentences. Use the words in the box.

Zoo: A place where you can see animals.
Keeper: A person who looks after the animals.
Enclosure: A place where the animals live.
Fence: A barrier that keeps the animals in.
Keeper: A person who looks after the animals.
Enclosure: A place where the animals live.
Fence: A barrier that keeps the animals in.

From the Zoo

2) Fill in the missing words in the sentences. Use the words in the box.

Zoo: A place where you can see animals.
Keeper: A person who looks after the animals.
Enclosure: A place where the animals live.
Fence: A barrier that keeps the animals in.
Keeper: A person who looks after the animals.
Enclosure: A place where the animals live.
Fence: A barrier that keeps the animals in.

[CLICK HERE - for a full list of the 40 LESSON PLANS inside the book](#)